

Sharing the eLearning Load

Using Interdepartmental Collaboration to Enhance Online Information Literacy Modules

Emily Tufts

Associate University Librarian, Scholarly Resources

Kaelan Caspary

STEM and Data Librarian

Chelsie Lalonde

Social Science, Humanities and Education Librarian



About Our Library

We are a small library team at a shared academic library that provides library services to **Ontario Tech University** and **Durham College**.



About our eLearning Modules Project

Goals:

- ▷ Enhance our existing modules
- ▷ Develop eLearning objects
- ▷ Partner with Centres of Teaching and Learning

Through collaboration we were able to plan, develop and integrate high-value, custom interactive content for our eLearning modules with a small team and even smaller budget.

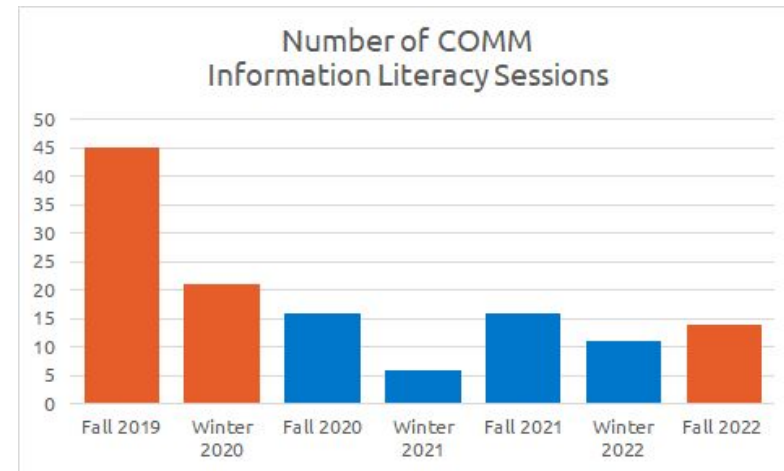


What Prompted the Update

Feedback indicated that users wanted more visual and interactive content.



Communications course reorganization at the college provided the opportunity to use modules with a certificate to replace one shot instruction sessions.



How we Updated the Modules



Summer 2020: Small groups worked on one of three modules.


Spring/Summer 2022: New small groups worked to update a module that they had not worked on previously.

Goals:

- ▶ Add more visuals (images and videos)
- ▶ Update content (text and screenshots)
- ▶ Add interactive content (H5P, matching, quizzes, flashcards)

Learning Curve

Staff with differing levels of experience creating interactive content.



Creating and reusing content for two audiences in two Learning Management Systems (Canvas & D2L).




Solution: Partnerships

Partnering with the Centres of Teaching and Learning to find out what was possible.

What kind of content could each LMS host?

How could either of the Centres for Teaching and Learning assist with this project?



Meeting with our Partners: Discussions

We met with college partners and discussed the LMS platform, found out about available templates and learned how to create a certificate.



- ▷ COMM coordinator meeting
 - Integration into the course curriculum
- ▷ Meeting with eLearning Developer from the Centre of Teaching Learning who taught us how to:
 - Use the branded template
 - Move from badges to certificates
 - Assisted with troubleshooting for D2L

Meeting with our Partners: Discussions

Before meeting with university partners, Teaching and Learning Centre colleagues wanted to review our module to bring suggestions and feedback to about possible interactive elements, organization of content and branding.

At our meeting they suggested creating unified headers, provided advice on layout and provided some examples of H5P objects and interactive elements using Articulate Storyline.



Collaboration

The library team worked on H5P elements using eCampusOntario H5P Studio.

A Multimedia Developer from the Teaching and Learning Centre created Articulate Storyline objects and duplicated them with branding for the college.

- ▶ Articulate Storyline is a licensed software that the library does not have.



Working Together

The Media Developer created 5 learning objects for our module.

Partnering to create the Storyline Articulate objects involved some coordination and ongoing feedback:


- ▷ Feedback Google document for each draft with screenshots and comments about changes
- ▷ Approving object and providing college screenshots to be used for each page for the college object
- ▷ Flexible and understanding about timeline working with other departments with other competing priorities

Putting It Together

Created the content in the university LMS then edited branding, links, images and videos for the college LMS. This went smoothly.



Articulate Storyline had some hiccups. Each LMS reacted differently to the content.



Bumps Along the Way

University:

Using Canvas Commons the embedded Articulate Storyline did not follow downloaded modules when they were reused in courses.

- ▶ Solution - Link out to the website where the objects were hosted.



College:

D2L allowed objects embedded but each object had to be on its own page.



Browser Compatibility:

Embedded content was not viewable in all browsers, specifically Firefox. We then learned this was a known issue based on online forum discussions.

Outcomes

Content was created and published for the beginning of the Fall 2022 semester.

University modules are published in Canvas Commons where faculty can download any module to include in their course and link quizzes to the gradebook.

College modules are published in D2L in a manually enrolled course with a certificate and used for the COMM courses.

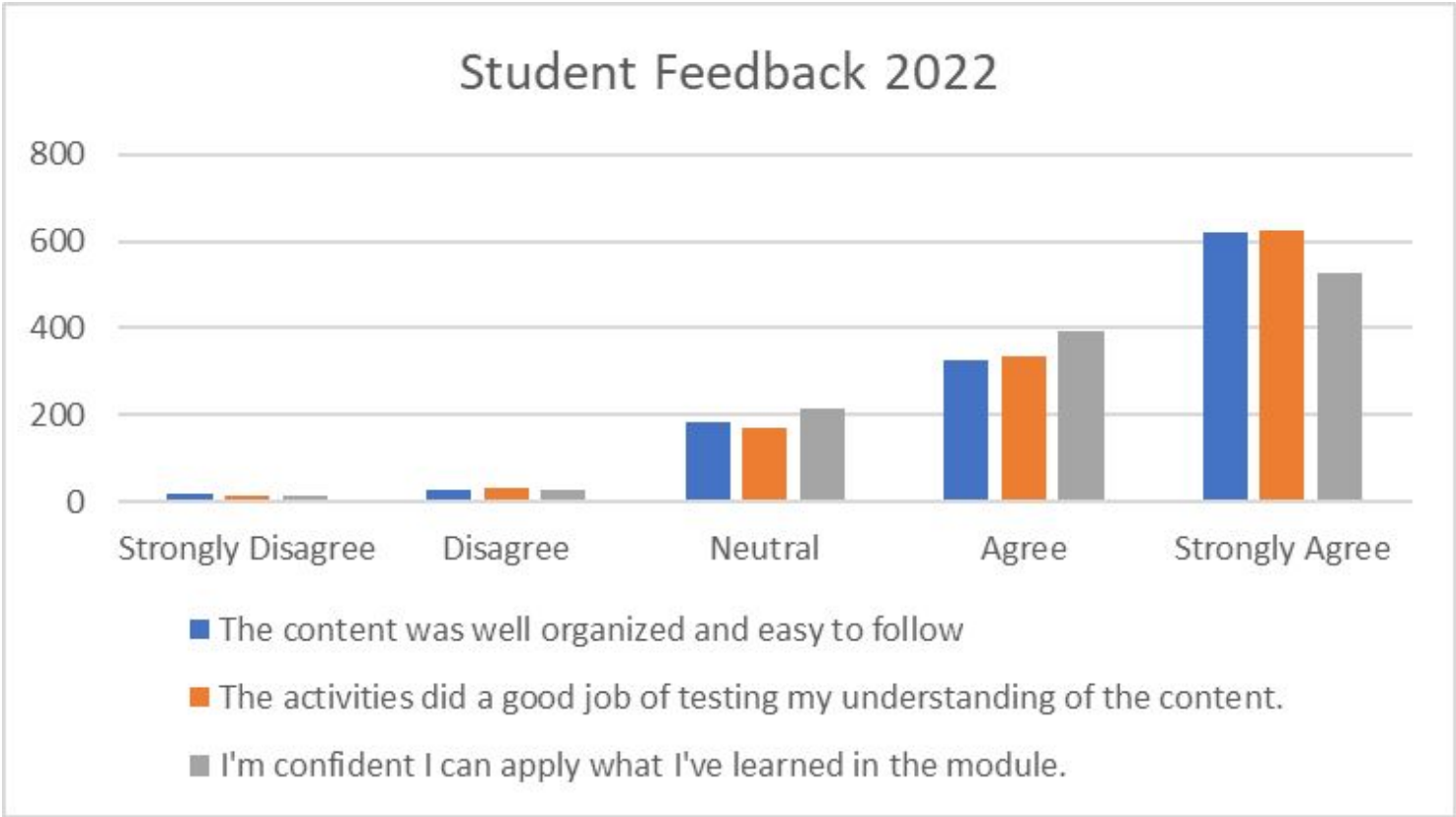


Issues

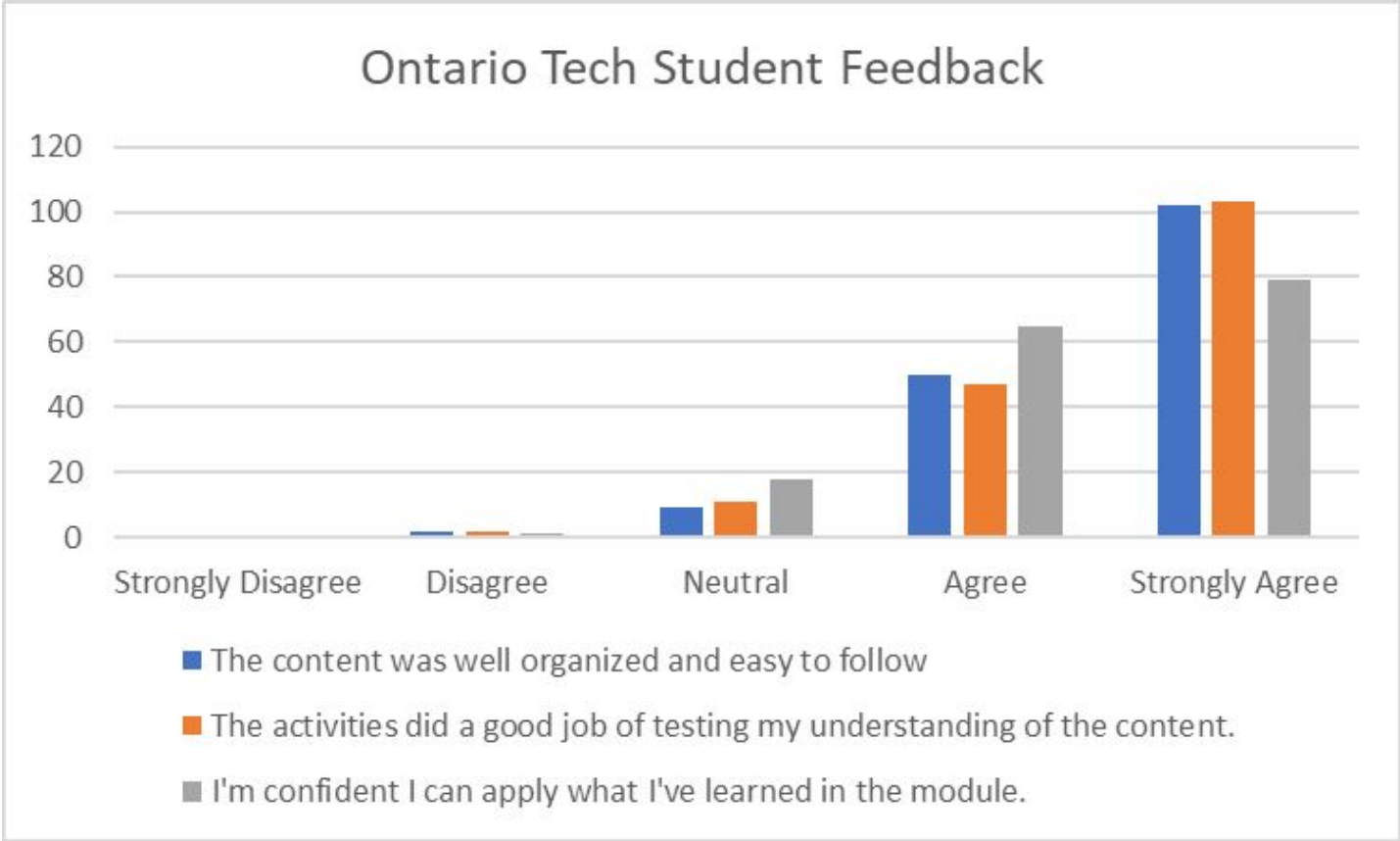
- ▷ Browser compatibility.
- ▷ Canvas Commons embedding with Storyline Articulate. Linking out wasn't ideal.
- ▷ In D2L Articulate Storyline objects were on their own page and this page wasn't marked as complete as users completed the module. This confused some students.
- ▷ In D2L the quizzes needed 100% to get the certificate. We fielded a couple questions about this from students.
- ▷ 10 emails from students using the D2L module.



Durham College Feedback 2022



Ontario Tech Feedback



Statistics and Usage

- ▷ Durham College: 2,849 students enrolled (2020-2022)
 - Fall 2022:
 - 1,505 students enrolled
 - 1,218 certificates awarded
 - 10 emails from students and faculty needing help
 - 925 feedback surveys submitted
- ▷ Ontario Tech:
 - 100 module downloads
 - 163 feedback surveys submitted



1,505



1,218



10



925



100



163

Statistics challenges

Lessons Learned

- ▷ Be specific - know what you want to do
- ▷ Build common understanding
 - What is possible? Desirable?
- ▷ Cultivate relationships with partners
- ▷ Small, focused team to take the lead
 - Let others play support, consultative roles
- ▷ Educate partners
 - Library role
 - Unique needs for our elearning content

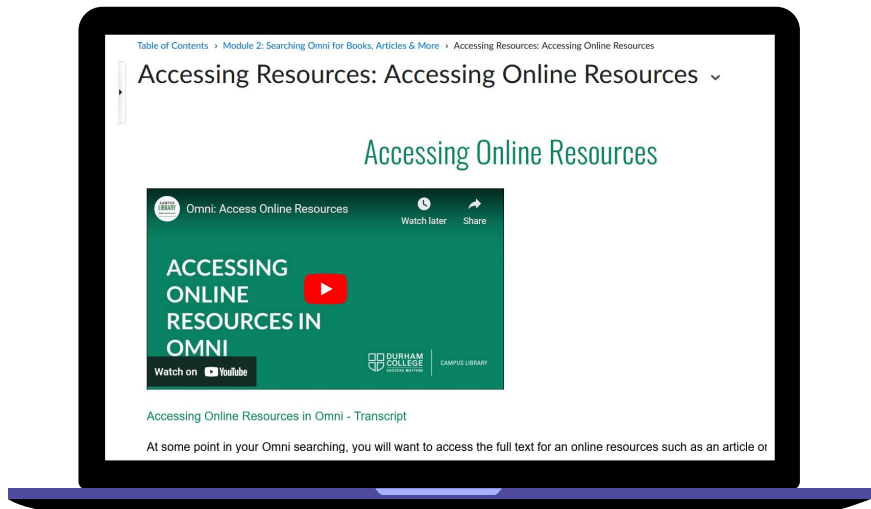


Looking Ahead

- ▷ Workload implications of maintaining eLearning modules
 - How to handle annual review and updates
- ▷ Data and engagement tracking
 - Moving to Canvas Catalog vs. Canvas Commons
- ▷ Staff expertise and capacity for eLearning content development
 - Challenges of many content developers (consistent tone and style)
- ▷ Customizing content for a college audience
- ▷ Cultivating & maintaining key relationships, advocacy



Questions



Emily Tufts - emily.tufts@ontariotechu.ca

Kaelan Caspary - kaelan.caspary@ontariotechu.ca

Chelsie Lalonde - chelsie.lalonde@ontariotechu.ca

